

---

**Monthly Report to the Woonsocket City Council**  
**Department of Human Services**  
**Department of Economic Development**

Completed on January 13, 2010 for the January 18, 2010 City Council Docket

# Monthly Report

## Department of Human Services (page 1 of 2)

---

*The Department has an open door policy and assists many constituents as they present themselves, often without appointments, etc., needing help in a short time frame. The following represents the majority of the substantive interactions:*

- 15 elderly individuals took advantage of the snow shoveling program the city participates in collaboration with the Family Resources YouthWorks Program
- We have received 3 calls from citizens looking for heating assistance; all were referred to the Blackstone Valley Community Action Program
- During the holiday season, 2 eligible parents were referred to the Police Department's Toys for Tots program
- The City provided donated hats and mittens to 2 mothers seeking assistance
- Assistance was provided to a Veteran. He needed help applying for his medications and medical care through the VA. The Department also referred him to sources of temporary assistance for other needs.
- The Department assists residents in filling out their RI Property Tax Relief Form 1040H. 2 residents have been in to the office already and several additional appointments have been made.
- We actively support the United Way's efforts to publicize its services, including National 211 Day, a marketing initiative; 211 is a social service information and referral hot line that is available to Rhode Island residents.
- Staff has attended and participated in numerous meetings over the past month and provide incidental support to various initiatives underway in the City, including:
  - Census 2010 efforts to recruit temporary workers and publicize the Census effort
  - Review/tour of existing and potential programs undertaken by NeighborWorks, includes identification of opportunities for City support
  - Ongoing support for the administration of the Senior Center (Human Services reviews and provides final sign-off for all vouchers)

# Monthly Report

## Department of Human Services (page 2 of 2)

---

- City Hall Giving Tree. As approved by the Mayor---this office spearheaded a drive for the holidays for city employees to donate warm items of clothing (hats, gloves, mittens and scarves) to be distributed to local social service agencies. Items were also provided to needy constituents who were in the office for other reasons but were eligible.
- As in previous years the department coordinated with the Verizon Telephone Pioneer women on their donation of pj's, books and toys for underprivileged youth in Woonsocket. Our community is chosen based on need and this office distributes items in the same procedure as above. Social Service recipients included: Connecting for Children and Families, Sojourner House and Family Resources.
- Worked with Chief Lataille in his role as EMA director to establish policy for immediate short term emergency housing. Identified meal sites and shelters (Harvest Community Church on N. Main Street and the Family Resources Woonsocket Shelter for Families and Individuals located on Sayles Street.
- The Department supported Neighbor Works Blackstone River Valley in holding a Main Street Candlelight Stroll on December 11. More than 22 businesses participated offering discounts, give-aways and hosting performances.

# Monthly Report

## Department of Economic Development

---

- Taken concrete steps to reinvigorate Small Business Loan (SBL) program
  - Budget and program design for FY 2009 : \$18,000 total budget, \$3,000 in administration, \$15,000 in loans, specific requirement is job creation, conventional gap financing
  - FY 2010 will see expansion to total \$50,000 budget (traditional program level) with an allocation to microloans (\$7,000) and \$40,000 in conventional gap financing
  - Underwriting details being working out with a reconstituted loan committee made up of commercial lending professionals
- Actively marketing state and city incentive programs for business: visited 3 businesses in the last 2 weeks not currently enrolled in all possible programs to brief leadership on necessary qualifications for and benefits of various incentives (program descriptions included in appendix)
- Actively marketing city's Arts District to targeted audience: Briefed and sent enrollment form to 3 different artists / groups; working with one other lead to locate talent within boundaries of the District to take advantage of its offerings
- Working with 2 businesses to find suitable location in the city, one looking to relocate here from elsewhere in Rhode Island, one existing city business looking to relocate to a more suitable building, includes spending the good part of one day touring the city with one of the firms' broker
- Addressing ongoing issues for 3 businesses trying to navigate the State bureaucracy on licensing and regulatory matters

---

# **Appendix: Tax Incentive Programs for Business State & City Initiatives, Arts District**

This document was updated as of 1/13/2010

This is not a legal document. Program descriptions are general, designed to provide interested firms with basic guidance as to where they should focus more in-depth research. Additional State programs exist, of a highly targeted nature; for a full list, all inquiries should be directed to the Economic Development Corporation.

# Business Incentives

## Tax Programs

Program	Coverage	Application	Impact	Duration / Notes
Jobs Development Act, RIGL 42-64.5	Rhode Island statewide	Corporate income tax	Reduces corporate income tax rate incrementally as function of number of jobs created during the base period	Permanent, so long as employment level maintained
Job Training Tax Credit, RIGL 42-64.6	Rhode Island statewide	Corporate income tax	Credit, capped at 5,000 per employee over a 3 year period	3 year period, prior approvals required
Adult Education Tax Credit, RIGL 44-46	Rhode Island statewide	Corporate income tax	Credit, up to \$300 per employee and capped at \$5000 per year	1 year, no carry-forward
Manufacturing Investment Tax Credit	Rhode Island statewide	Corporate income tax	Credit, 4% of investment costs on building, production assets, storage	May not reduce tax below the minimum, unused credits may be carried forward for 7 years
High Performance Manufacturing Investment Tax Credit	Rhode Island statewide	Corporate income tax	Credit of 10% on costs of productive assets in certain targeted SIC codes	Seven year carry-forward, 15 years for biotech. Extensive wage criteria.
Research and Development Property Credit	Rhode Island statewide	Corporate income tax	Credit, 10% of expenditures for depreciable property with useful life of 3 years or more used for R & D	Carry-forward up to 7 years

# Business Incentives

## Tax Programs

Program	Coverage	Application	Impact	Duration / Notes
Research & Development Sales Tax Exemptions	Rhode Island statewide	Sales tax	Equipment, computers, software exempt from sales tax if to be used for R&D purposes	Applies to transaction
Research and Development Expense Credit, RIGL 44-32	Rhode Island statewide	Corporate income tax	Offers a 22.5% credit calculated against the documented increase in a company's R&D expenses to about \$112, over that the credit is 16.9%	Carry-forward for 7 years
Research and Development Deduction, RIGL 44-32	Rhode Island statewide	Corporate income tax	Elected in lieu of credits, a one year one time write off of all R&D expenditures	Taken in one year
Manufacturing Equipment and Machinery Exemptions	Rhode Island statewide	Sales tax	Machines and tools, other equipment used for manufacturing are exempt from sales tax; also applies to fuels and other items	Applies to transaction
Scientific Equipment Exemption	Rhode Island statewide	Sales tax	Sales of scientific equipment to qualified firms (those with R&D) are exempt from sales tax	Applies to transaction
Small Business Investment Tax Incentives	Rhode Island statewide	Various, determined by taxpayer	Deduction for qualified investment amount, exclusion of long term capital gains for qualifying investments, and credits for wages paid to employees	Various

# Business Incentives

## Tax Programs

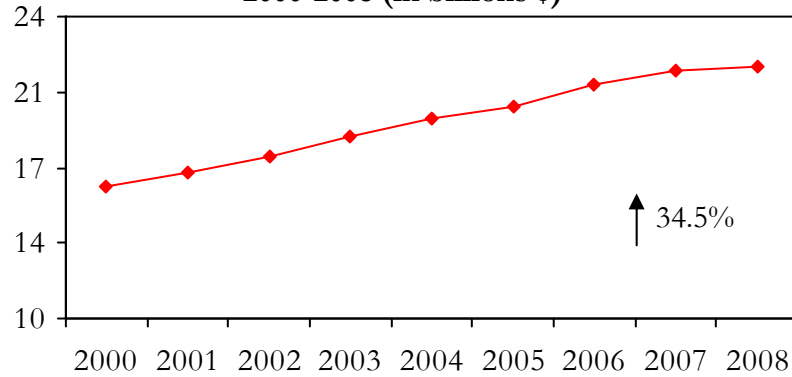
Program	Coverage	Application	Impact	Duration / Notes
Enterprise Zone Tax Credit	Federal and state designated enterprise zones	Corporate income tax	Credit, up to \$5000 (zone residents) or \$2500 (nonresidents) per employee for qualified firms	Firm must increase employment 5% per year from base. Unused credits may be carried forward for 3 years
Enterprise Zone Business Owner Modification	Federal and state designated enterprise zones	Personal income tax, AGI modification	Taken in lieu of the above credit by a qualified owner, up to \$50,000 (first 3 years) and \$25,000 (last 2 years)	Taken within first 5 years of operation of the business for all 5 years
Job Creation Incentive Program	City of Woonsocket	Local commercial property tax	Varies by location and size of business, largest benefits are within Highland Industrial Park, slightly lower levels of credit within Enterprise Zone, lower levels of credit for businesses located within the City but not in those targeted areas; benefit can reduce tax by as much as 80%	Benefit is gradually reduced over a period of 10 years; employment levels must meet requirements; program is very detailed, see program brochure

# Arts District Incentives Tax Programs

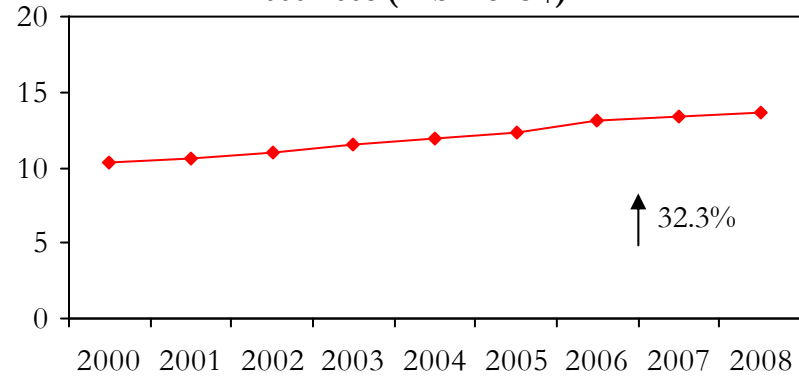
Program	Coverage	Application	Impact	Duration / Notes
Arts District Sales Tax Exemption	Arts District within the City	State sales tax	Original, one of a kind or limited production art work may be sold within the district without charging state sales tax	Indefinite
Arts District Personal Income Tax Exemption	Arts District within the City	State Personal Income Tax	For artists residing within the District, proceeds from sale of works sold within the district are exempt from personal income tax	Indefinite

Source: U.S. Department of Commerce, Bureau of Economic Analysis, December 2009

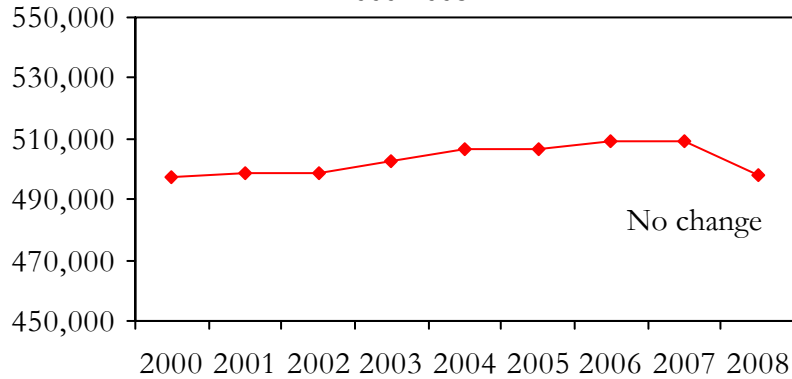
**Wage and Salary Disbursements, RI State Total  
2000-2008 (in billions \$)**



**Wage and Salary Disbursements, Prov. County  
2000-2008 (in billions \$)**



**Employment, RI State Total  
2000-2008**



**Employment, Prov. County  
2000-2008**

